



Making Simulation Easier

SimPad® System

Laerdal Simulation Solutions

When simulation tools are easy to use, teaching becomes more effective



Why simulation?

While simulation is seen as a valuable educational tool, there are many challenges to integrate simulation into curricula and continuous professional development – time, cost, resources, etc. There is a great need to **make simulation easier** in order to help speed up the adoption of simulation, and increase the efficiency and efficacy of learning.

How can SimPad make a difference?

SimPad allows instructors, new or experienced, to deliver **highly effective simulation-based training**. With its intuitive touchscreen interface, easy to operate scenarios, integrated data log, and compatibility with a wide range of Laerdal simulators, task trainers, and standardized patients, SimPad will open up a world of learning opportunities.



"Upgrading to the SimPad has made our VitalSim simulators easier to use and has enhanced the students' learning experience. We are able to focus more on the students' learning process than on managing the simulators."

Laura Gillis BSN, RN
Learning Resource and Simulation Coordinator,
University of Central Arkansas



Standardized Patients



Task Trainers/Hybrid Simulators



Clinical Checklists



Simulators

Simulation at your fingertips!

The SimPad System is a tool that makes simulation available when and where you need it. With SimPad, instructors can deliver quality simulation-based education quickly and efficiently.

Efficient Simulation Training

- Handheld, intuitive touch screen remote for easy 'pick up and play' experience
- Operate on-the-fly or utilize Scenarios and Themes for consistent simulation training
- Optimal data capture for quality debriefing

Total Mobility

Train for any situation, in any environment. SimPad's portability will make setup time and transportation faster, easier and more convenient.

Enhanced Realism

Integrate a patient monitor to enhance clinical realism and challenge critical thinking skills. An optional headset and microphone will enable effective two-way communication with the patient, adding "life" to the simulation.

Blood Pressure

- Auscultated and palpated blood pressure simulation
- Korotkoff sounds synchronized with programmable ECG
- Korotkoff sounds volume control in 10 steps, 0-9
- Systolic and diastolic pressure (may be set individually) in steps of 2 mmHg
- Systolic 0-300 mmHg, Diastolic 0-200 mmHg
- Auscultative gap, with on/off feature
- Pressure accuracy +/- 2 mmHg
- Calibrate function to adjust pressure sensor and cuff gauge

Pulses

- Controls carotid, brachial, radial, and umbilical pulses (available pulses vary depending on manikin)
- Pulses only active when palpated
- Pulses synchronized with ECG
- Pulse strengths dependent or independently set
- Brachial pulse becomes absent when BP cuff pressure is above 20 mmHg
- Radial pulse becomes absent when BP cuff pressure is above Systolic BP level

Sounds

- Heart sounds synchronized with ECG
- Auscultated lung sounds synchronized with breathing, 0-60 BPM (Adult/Pediatric) and 0-100 BPM (Neonatal)
- Individual lung sound selection
- Normal or abnormal bowel sounds
- Vocal sounds: Computer-generated sounds, recorded vocal sounds and real-time voice input via headset/microphone

CPR Feedback

- CPR feedback, called *CPR Live View*, is available for Resusci Anne Simulator and Resusci Anne Advanced SkillTrainer
- Real-time feedback is available during performance of CPR compressions and ventilations in both Manual and Automatic mode
- Additional CPR log file within Log Viewer provides detailed information about CPR performance

ECG

- 3 – 4 lead ECG
- Pacing and defibrillation capabilities (varies depending on manikin)
- Extensive ECG library based on the SimMan 3G ECG library
- With optional patient monitor: 12 lead ECG

Logging/Scenario Function

- Time stamped activities, vital signs, and notes are captured in the data log
- The SimPad log files can be viewed on the device or on a PC for post-simulation reflection and debriefing
- Upload Scenarios and Themes from a PC via a USB or download scenarios directly from SimStore

General

- The SimPad Remote has a 5.7" color display with touchscreen operation
- Intuitive software with Manual or Automatic mode
- Compact Link Box with rechargeable battery
- Li-Ion Battery, 3 – 4 hours operating time

Patient Monitor - Optional

- Touchscreen operation
- Configurable monitor
- Simulated parameters: Heart Rate, SpO₂, Blood Pressure, Respiratory Rate, Temperature, ECG, and etCO₂



SimPad®

OPTIONS

SimPad System

200-30001

12" Patient Monitor

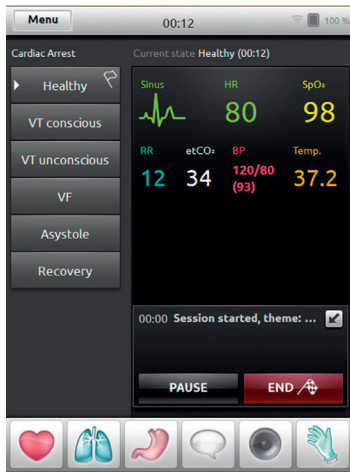
200-09201

17" Patient Monitor

200-09301

An easier way to achieve your learning objectives

SimPad will help support your training needs and deliver the best possible simulation experience.



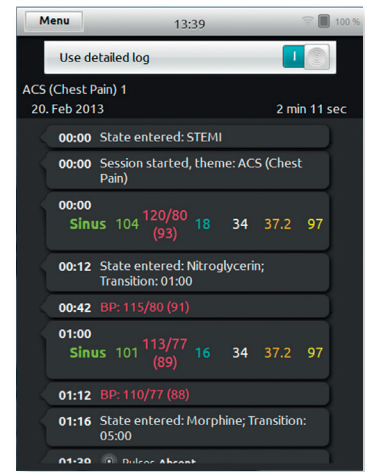
Manual Mode

Run "on-the-fly" for total control over all parameters or utilize Themes for a more consistent simulation experience. Themes provide a quick and easy way to change the patient's condition with a single "tap".




Automatic Mode

Utilize pre-programmed scenarios for a simple and effective way to run a simulation. The logged events, as well as events detected by the patient simulator, can automatically drive the scenario forward.



Log Viewer

Both Manual Mode and Automatic Mode support debriefing. The Log Viewer provides a detailed history of the participant's performance and can help facilitate post-event debriefing and evaluation.



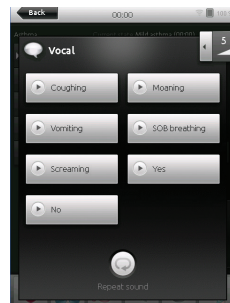
Touchscreen

Easily adjust parameters with the tap of your finger.



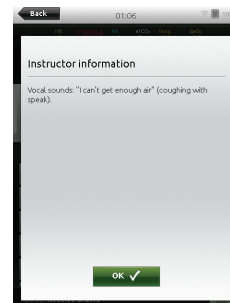
Circulation Control

Extensive heart rhythm library with 12 lead ECG. (optional patient monitor)



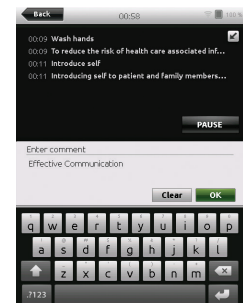
Vocal Sounds

Incorporate pre-installed vocal sounds or import your own sounds to enhance the interaction between the patient and learner.



Pop-Up Message

Automatic Mode pop-up messages provide instructor information such as vocal cues and reminders.



Data Log

Add time-stamped comments to the data log to capture notes throughout the simulation.

SimPad System includes:

- SimPad
- Link Box
- 2 AC Power Supplies
- Lithium-Ion Battery
- Wrist Strap for SimPad
- Manikin Strap for Link Box
- Manikin Adapter Cable (60 pin to 37 pin)
- SimPad Sleeve
- USB Cable
- Ethernet Cable
- Directions for Use (DFU)



Creating An Environment For Success

For the simulation novice to sophisticated developers, SimCenter has the tools and services to help every user realize their full potential. Visit mysimcenter.com to learn how to optimize your simulation training using SimCenter and SimPad.



SimStore™

Access to validated, standardized content from industry experts

SimManager™

A suite of online tools that allows you to fully optimize your entire simulation center operation

SimView™

An integrated debriefing solution giving you the ability to study simulation events more closely

Quality Educational Content

SimPad scenario content can be purchased from SimStore or developed using supporting software:

- Validated scenarios available on SimStore to include Support Materials developed by industry leaders to help:
 - Reduce instructor preparation time
 - Guide the scenario based on standardized learning objectives
 - Enhance the simulation as a meaningful learning experience
- The SimDesigner Software is a tool for creating and converting scenarios for use in Automatic Mode
- Use Theme Editor Software to create Themes for Manual Mode operation

Theme Editor and SimDesigner are available as free downloads from laerdal.com.

Laerdal can help support your educational goals with courses teaching how to utilize SimPad to the fullest.

Laerdal Services Supporting you all the way



Laerdal offers comprehensive Educational Services to support your curriculum, and Technical Services to meet your simulator servicing needs. Contact your Laerdal representative for details.



E-Learning Course

The SimPad eLearning course provides the tools to deliver highly effective simulation-based education. It is designed to provide support through all functions of SimPad – from the basics, to more advanced simulation scenarios. Learn at your own pace; anytime, anywhere.

Topics include:

- Manual and automatic mode operation
- Register events
- Use debriefing log
- Control scenarios using states

200-10051 SimPad e-Learning package includes 8 licenses



Integrating SimPad Courses

During this one-day, on-site course, a Laerdal instructor will teach up to eight participants at your facility. The course objectives are to train students to:

- Set up and configure SimPad
- Operate SimPad in manual and automatic modes
- Operate SimPad with patient simulators, task trainers, and standardized patients
- Register interventions, review logs, and debrief

200-90151 Integrating SimPad Course



SimDesigner Programming Course

This one-day, on-site course will provide instruction on how to plan, program and execute scenarios using SimDesigner software. A Laerdal instructor will teach up to eight participants at your facility.

210-90551 SimDesigner Programming Course

SimPad Protection Plan

This plan is designed to protect your SimPad investment by offering a cost-efficient replacement plan for up to three instances within two years should you experience issues with the remote control. The plan covers:

- Spills onto the remote
- Drops (with visual damage)
- Screen cracks
- Immersion

The plan does not cover theft or loss of the remote.

200-30001PP SimPad Protection Plan

Important: The program covers the SimPad remote control only. It does not cover the Link Box, battery, etc.





Nursing Kelly



Nursing Kid



Nursing Anne



Nursing Baby



SimNewB®



MegaCode Kelly



SimJunior®



MegaCode Kid



Resusci Anne® Simulator



Task Trainers
and Standardized
Patients



Laerdal®

helping save lives



ALS Simulator



Resusci Anne®
Advanced SkillTrainer

Put More Educational Power Into Your Simulation Program!

Whether starting a new simulation program from scratch or upgrading your existing VitalSim® products, SimPad® can help take your simulation program to the next level!

Paired with a Laerdal simulator, task trainer, or standardized patient, SimPad has the flexibility to support your needs and help provide the best possible simulation experience for you and your learners.